

A person is seated at a desk, working on a laptop. The person is wearing a dark blue cardigan over a white and grey striped t-shirt. Their hands are on the laptop keyboard. On the desk, there is a white ceramic coffee cup, a stack of books, and a pair of glasses. The background is slightly blurred, showing a window with blinds and some office equipment. The overall lighting is warm and soft.

Lynda.com for Faculty

# How does Lynda.com help teachers & faculty?

## 1 Professional Development

Communication and technical skills can help your instructors be their best selves.

## 2 Classroom Development

Online learning is a resource teachers can tap into for more engage student learning

## 3 Mobile Learning

Just like knowledge and connections, faculty can learn anytime, anywhere.

### Recommended Content:

- [Educator Development Playlist](#)
- Course: [Flipping the Classroom](#)
- Course: [Gamification of Learning](#)
- Webinar: [Beyond the Classroom Walls](#) by Laurie Buriss

# How does Lynda.com support your development?

## Develop yourself

- Find the latest updated to the technology you use everyday
- Keep track of your professional development hours
- Learn to your advantage by using different feature to enhance your learning style
- Earn certificates & post them to your own LinkedIn profile

## Develop your classroom

- Flip the classroom with courses from Lynda.com or other training resources
- Report on student progress and celebrate “power learners”
- Assign playlists to classes or individuals for customized learning
- Run mini challenges to boost student engagement



# FLIPPED FOCUS



## PASSIVE LEARNING

Time is focused on showing the students material for the first time. When students are presented content in class they retain less than 80% of the knowledge.

## "ALWAYS ON" CONTENT

Students can listen to podcasts, watch videos, or complete interactive activities to learn the course materials.



## WHY?

Students come to class with prior understanding of the material & can engage in discussions using academic vocabulary.



## REINFORCE LEARNING

Emphasize the learning material with in-class discussions, group activities, or even games.



# Faculty: Content To Check Out



## Course: *Training Tips* (new!)

<https://www.lynda.com/Education-Elearning-tutorials/Training-Tips-Weekly/587664-2.html>

- Each week, we offer a new and actionable tip for creating high-quality instructional materials on a budget.



## Course: *Teacher Tech Tips*

<https://www.lynda.com/Educational-Technology-tutorials/Teacher-Tech-Tips/373783-2.html>

- A weekly series highlighting educational technologies, with a focus on teacher effectiveness and learner achievement

# Fostering Collaboration

Teams are increasingly relied upon as the primary means for getting work done in an organization. And the best work comes from teams who can collaborate effectively. This path helps managers and employees learn the key skills required for effective collaboration.

**Learn** how to establish the appropriate roles and environment for team success.

**Develop** listening, trust-building, and decision-making skills to promote successful team communication.

**Manage** meetings and difficult conversations, whether your team is colocated or remote.

Start learning

▶ Preview the first video

Part of your Lynda.com membership.

▶ **11 Hours** of expert-created video tutorials

✓ **Practice** to reinforce what you learn

Learning paths are pre-packaged playlists that keep track of the progress and help build foundational skills

[www.lynda.com/learning-paths](http://www.lynda.com/learning-paths)



## Leading and Working in Teams with Amy Edmondson

Harvard Business School professor Amy Edmondson outlines the roles of leaders and members of teams in creating high-performing organizations.


25m 12s • COURSE



## Teamwork Fundamentals with Chris Croft

Management trainer Chris Croft discusses the qualities of great teams and what you can do to be an effective team member.

1h 16m • COURSE



## Effective Listening with Brenda Bailey-Hughes

Communications experts Tatiana Kolovou and Brenda Bailey-Hughes help you assess your listening skills and develop more-effective listening behaviors.

1h 8m • COURSE

# Teaching with Lynda.com

Education + Elearning > Educational Technology

## Teaching with Lynda.com

Layout

Add to Playlist

Share



Contents

Notebook

Search This Course



### Introduction

Welcome  
1m 36s

A roadmap to educator content  
2m 47s

### 1. Finding and Using Lynda.com Content

Understanding the structure of the Lynda.com library  
2m 42s

Refreshing student academic skills  
2m 56s

Providing multiple learning options  
4m 38s

Knowledge check  
30s

### 2. Teaching with a Flipped Classroom

Moving learning outside the classroom  
3m 7s

Managing flipped classroom material  
4m 21s

Course Feedback  
Help us make your experience better



Overview

Transcript

View Offline

Author

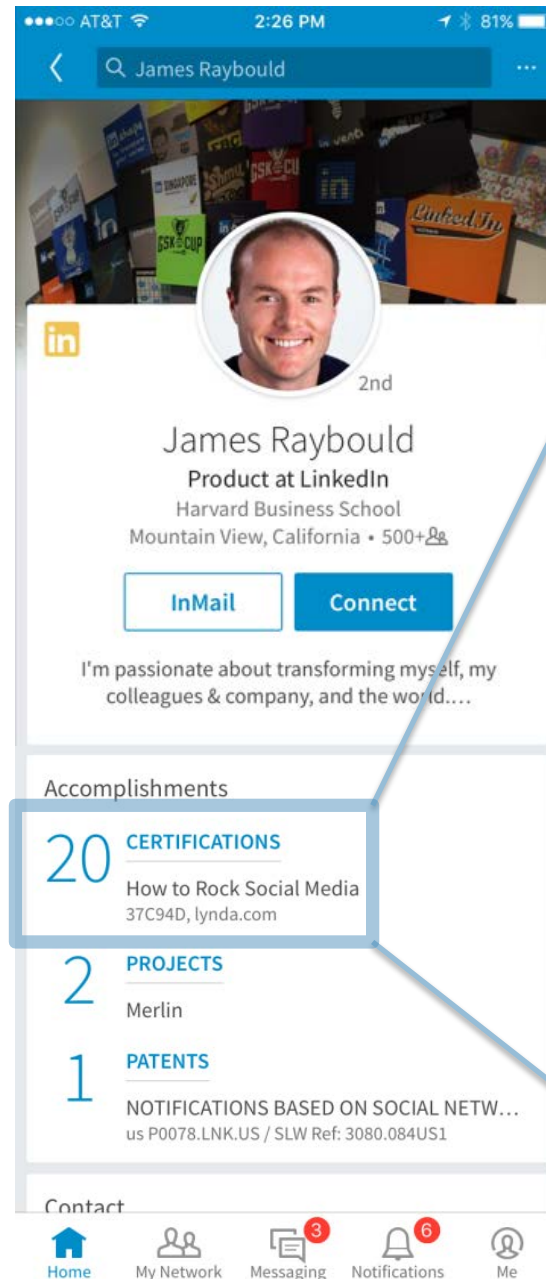


Released 5/31/2016 CC

Lynda.com is a powerful tool in the classroom. It can supplement teaching and allow students to explore concepts at their own pace. In corporate environments, it integrates seamlessly with many learning management systems. And with over 12,000 courses to choose from, you'll never run out.



**Certificates of completion  
are badges anyone can use  
to show they are  
cultivating and advancing  
in new skills!**



#### Accomplishments

##### 20 Certifications

How to Rock Social Media

License 37C94D

May 2015 – Present



lynda.com

See certificate

Up and Running with Apple Watch

License 7D0BCC

May 2015 – Present



lynda.com

See certificate

Growth Hacking Fundamentals

License 5ECF56

Jun 2015 – Present



lynda.com

See certificate

Business Storytelling with C.C. Chapman

License CC08AF

Jun 2015 – Present



lynda.com

See certificate

How to use lynda.com

Jun 2015 – Present



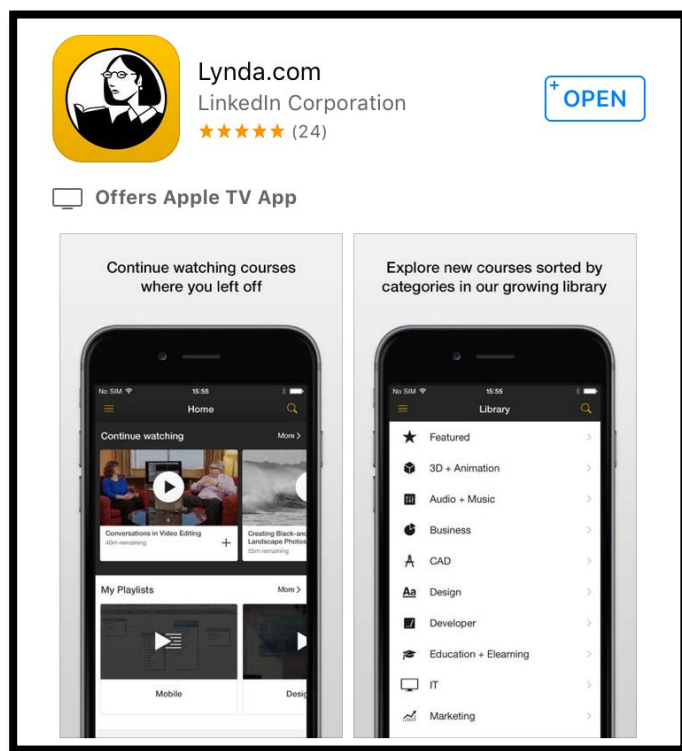
lynda.com

See certificate

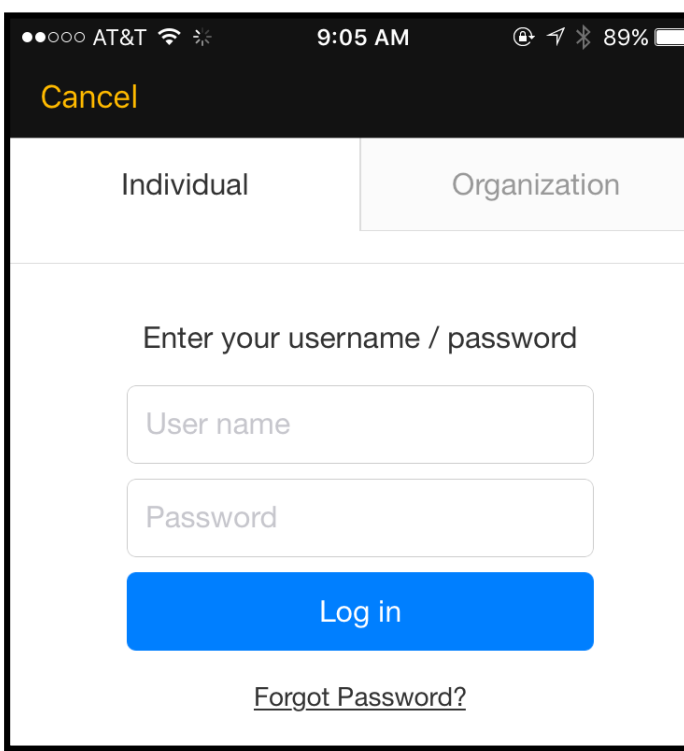


# Any Device, Any Time!

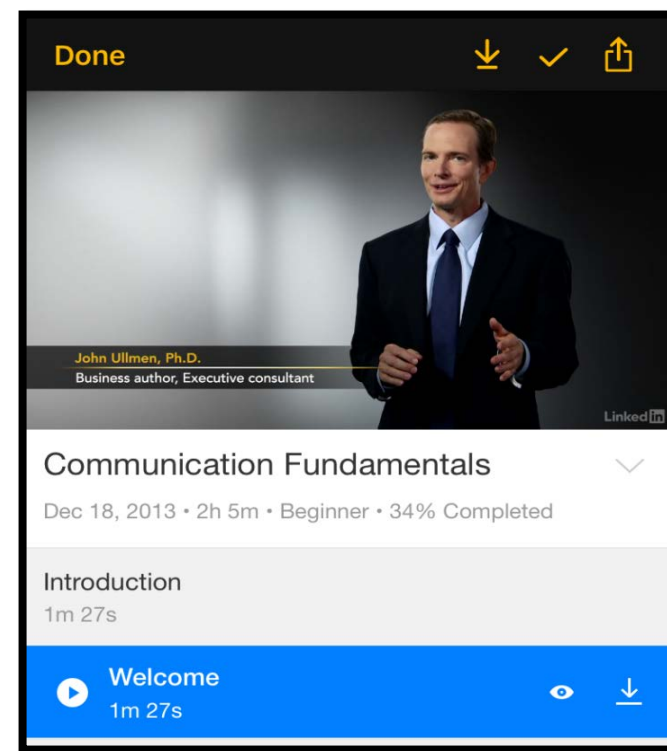
## 1 Download



## 2 Login



## 3 Learn



search  
watch  
learn  
share

**New!**

**WCU**  
**WEST CHESTER**  
**UNIVERSITY**

# LyndaCampus




Provides access to a library of high-quality training videos and tutorials dedicated to specific skills, subject areas and software

LyndaCampus is coming to Campus, Tuesday February 6, 2018  
Get a chance to WIN an Amazon Gift Card! [Click For More Information About the Event](#)

Free unlimited access for all WCU faculty, staff and currently enrolled students to thousands of up-to-date business, creative and technology skills training.

With LyndaCampus you get:

- **Unlimited Access.** More than 7,000 high-quality videos on the latest software tools and skills with new videos added weekly.
- **Accessibility.** Closed captioning and searchable, time-coded transcripts.
- **Personalized Recommendations.** Explore the most in-demand skills based on your experience.
- **Expert Authors.** Learn from industry leaders, all in one place.
- **Convenient Learning.** Access videos on your schedule, from any desktop or [mobile device](#).
- **Helpful Resources.** Reinforce new knowledge with quizzes, exercise files and coding practice windows.
- **Certificates of Completion.** Share your success with coworkers, friends, and potential employers.



[How to use Lynda.com](#) by Lynda.com Staff

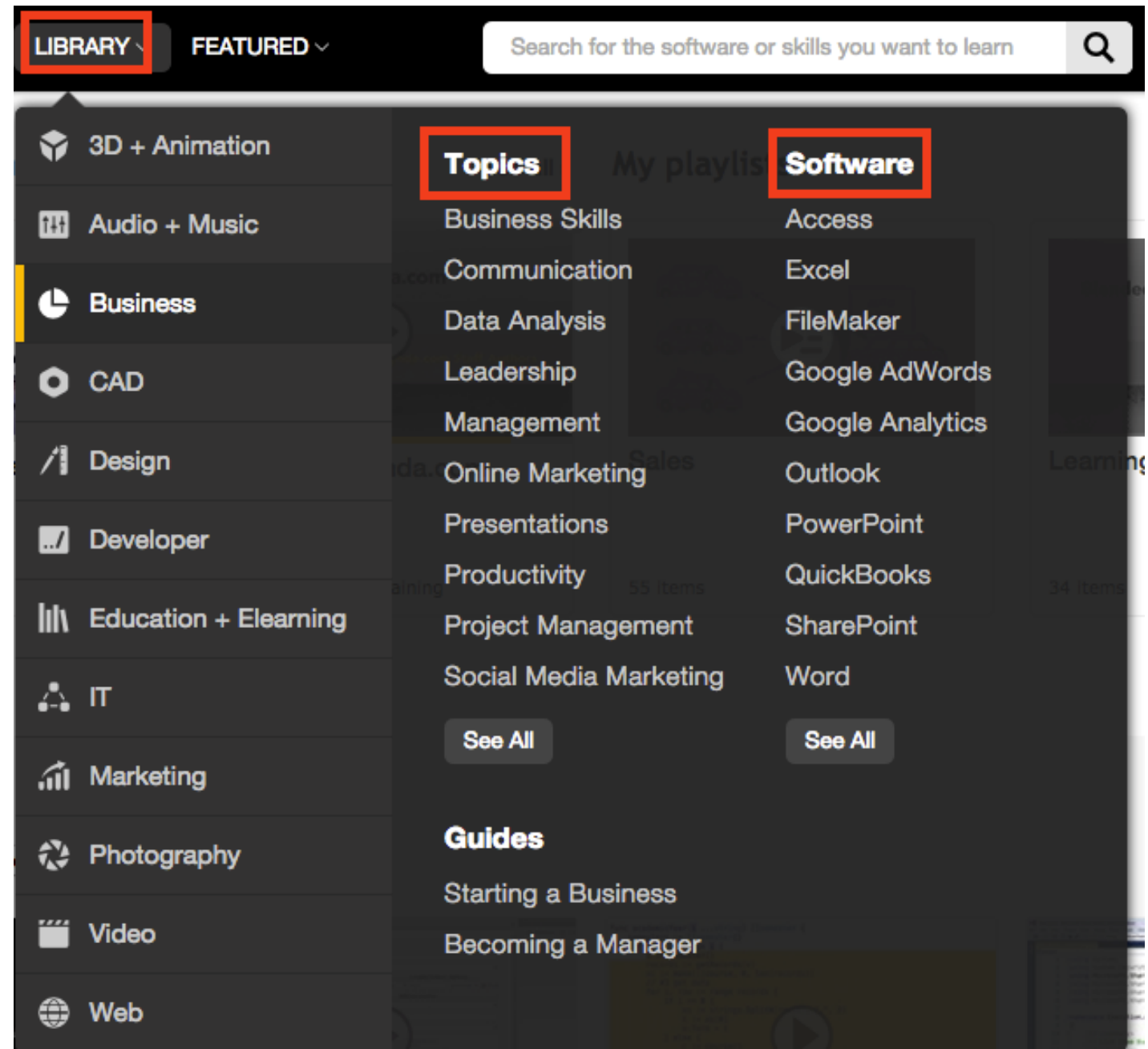
Feedback Survey

FAQs and Help

Sign In

# Lynda.wcupa.edu

# Search





# Watch

- Table of Contents
- Transcript Search
- Smart Transcript
- Closed Caption
- Playback Speed control
- Add to playlist
- Share
- View Offline
- Exercise Files
- Feedback

Contents Notebook

Search This Course 🔍

▼ Introduction

- Welcome 1m 44s

▼ 1. The Elevator Pitch

- Benefits to an elevator speech 2m 1s
- Making an initial connection 2m 43s
- Structuring your pitch 3m 57s

▼ Conclusion

- Making your pitch stick 2m 40s

Course Feedback  
Help us make your experience better

Todd Dewett, PhD  
Author, speaker, coach

Play (spacebar)

00:04 / 01:40 1x CC

Great job, Reggie, you've earned a certificate of completion!

Share Your Achievement

in f t Publish to Profile

Overview Transcript View Offline

- Let me ask you a question. In just a few short seconds, do you really know how to effectively explain who you are as a professional?

# Learn

1x per day



+

for 20 minutes &  
21 days



=


creates a  
learning habit!


Make it  
stick

# Share

**Lynda.com**  
FROM LINKEDIN

**LIBRARY** ▾

Search for the software or skills you want to learn 

Hi, Rochelle 

**Playlists** Course History Recommended Bookmarks Certificates Of Completion

Take a guided tour [Create new playlist](#)

**Playlist type**

**Owned playlists (144)**

Career

Professional Development

Strengthen My Communications Skills

Finance

Sales and Client Services

Sharpen Your Sales Skills

Learn Microsoft Office on Mac OS X

Manage People and Projects More Effectively

Strengthen My Communications Skills

Strengthen My Leadership Skills

Learn Project Management

Get the Most Out of My Apple

**Playlist details**

**Build Leadership Skills Copy**


Courses: **7** • Videos: **152**  
Total duration: **8h 52m**  
*You are the **owner** of this playlist*


1% complete


Curated by: Rochelle Gisbert  
Last updated: Jan 20, 2017


Be a leader people love to follow. Uncover your hidden strengths and discover how to inspire your team and position yourself as an industry leader.


Share this playlist via:


 Email address


 URL link




 Edit playlist

 Watch playlist

 Copy playlist

 Make private

 [Share](#)

Course/Video/Chapter name	Progress	Watched	Duration
 ▶ <b>Course:</b> Leadership Fundamentals	<div><div></div></div> 4%		1h 24m
 ▶ <b>Course:</b> Becoming a Thought Leader	<div><div></div></div> 0%		44m 58s
 ▶ <b>Course:</b> Leading with Emotional Intelligence	<div><div></div></div> 0%		1h 46m

# Questions?