



# West Chester University: Master in Social Work Program



# Jeanean Mohr

Assistant Director of Recruitment, Admissions and  
Enrollment, Graduate Social Work

[jmohr@wcupa.edu](mailto:jmohr@wcupa.edu)

# A Growing Profession

**11%**

growth of  
Social Work  
employment

[Source: Bureau of Labor Statistics](#)

**\$68,250**

Average MSW  
salary in  
Philadelphia

[Source: Salary.com](#)

**17-18%**

growth of  
Health Care,  
Mental Health &  
Substance Use

[Source: Bureau of Labor Statistics](#)



# A Growing Profession

**According to the Substance Abuse and Mental Health Services Administration (SAMHSA), professional social workers are the nation's largest group of mental health services providers.**

<https://mswcareers.com/social-work-fact-sheet/>

# MSW Opportunities

---

- **Aging**
- **Child Welfare**
- Criminal Justice
- School Social Work
- Family Services
- **Medical and Public Health**
- Housing/Homelessness
- LGBTQ Rights
- Behavioral Health
- **Mental Health**
- Prevention
- Palliative and Hospice Care
- Community Organizing
- **Substance Dependency**
- Veterans and Military
- Women's Studies/Issues



# MSW Opportunities



## WHAT CAN I DO WITH THIS DEGREE?

The possibilities of the MSW degree are extensive, intersecting countless fields and leading to a variety of careers.

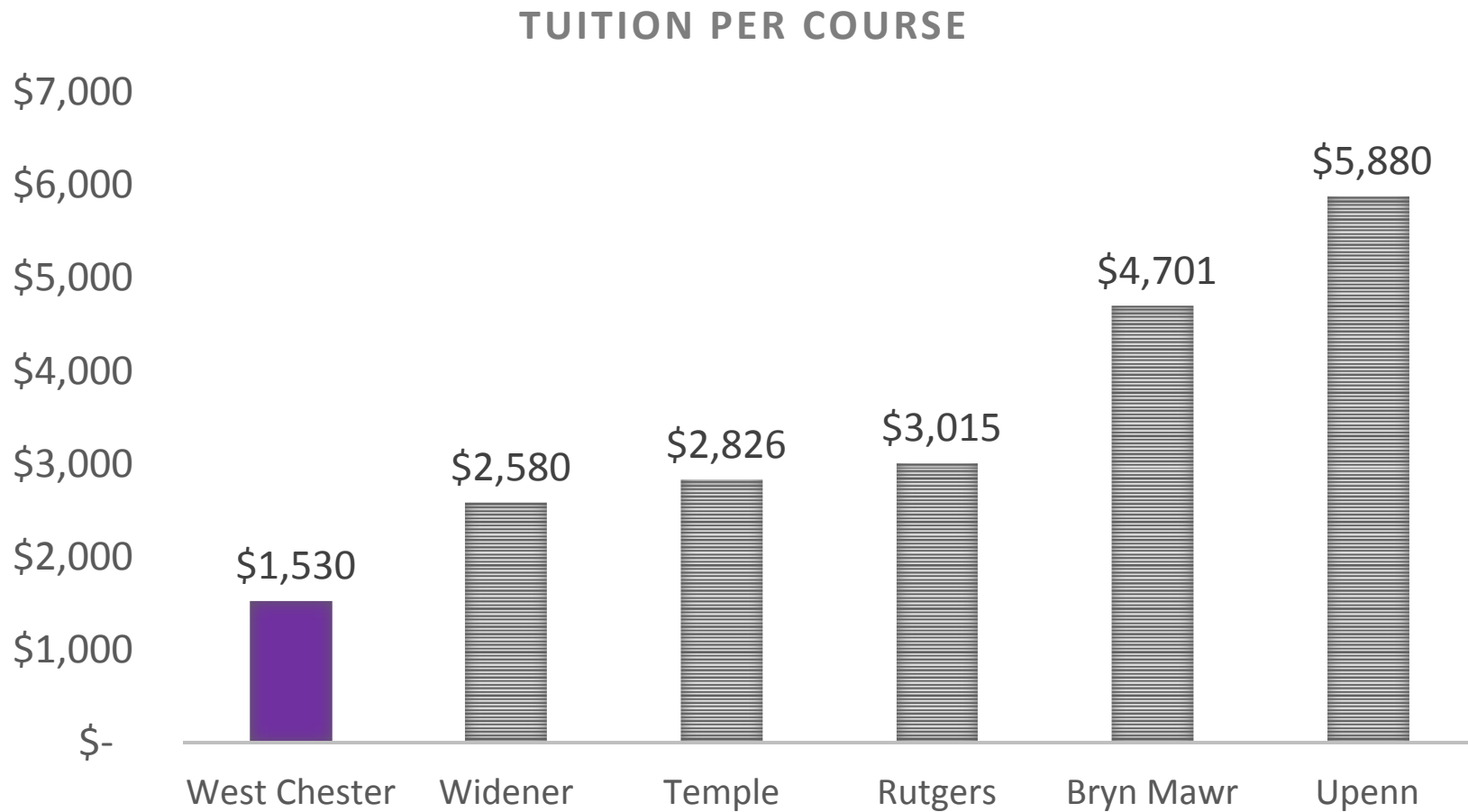
- Clinical Social Workers and Counselors
- Group therapist
- Court and victim advocate; shelter advocate
- Advanced case manager; case manager supervisor; social work supervisor
- Prevention educator
- Child welfare worker
- Substance use disorders professional
- Forensic interviewer
- Housing counselor
- Diversity/inclusion workshop facilitator
- Nonprofit Administration
- Executive Director of a non-profit or civic organization
- Grants writer/administrator
- Fundraiser
- Development Director
- Program officer in grant making foundation
- Program evaluator
- Program/project coordinator or manager
- Public Advocacy and Administration
- Researcher
- Community organizer
- Policy analyst
- Community council representative
- School board member
- Prevention specialist
- Aid to statesmen/policy maker
- Client advocate
- Public policy advocate

# WCU's Specialization

## Advanced Practice with Individuals, Families, and Communities

- Trauma-informed, recovery perspective
- Human rights is key to social justice and sustainable wellness
- Advocacy, policy, research
- Simulation-based curriculum
  - Therapy sessions/case management OSCE
  - Public testimony/council meeting
  - Inter-professional community disaster scenario

# Lowest Tuition





# Licensed SW

## LSW

- Apply to the state of Pennsylvania, including proof of enrollment in a CSWE-accredited master's degree program.
- Pass the ASWB Masters exam
- Receive your LSW license from the Board.

## LCSW

- Accrue a minimum of 3,000 hours in no less than 2 years
- Pass the ASWB Clinical exam (70% or higher)
- Receive your LCSW license from the Board

# Our Faculty



Practitioners



Educators



Researchers



Community Leaders

## Average Class Size



:



# Our Faculty



- Adolescent mental health and social emotional learning
- Integrative clinical social work
- Community mental health services
- Children's and adolescent mental health services
- Community college mental health services
- Competent mental health services
- Mental health services
- Mental health impact in the family, community
- Field education models to enhance competence
- Faculty service and well-being
- End-of-life and thanatology

- Health promotion in young adult populations
- Help-seeking and engagement in social services
- HIV
- Housing and homelessness for adults
- Immigration and settlement
- Employment and income inequality
- Integrated health, recovery, and resiliency
- Integrative social work
- Intersectionality and the criminal justice and health systems
- Mental health
- Motivational interviewing
- Multicultural resources
- Organizational research that promotes job satisfaction and turnover
- Practice evaluation
- Program evaluation
- Implementation research
- Racial disparities in child welfare

- Realities of field practice
- Relationships between students and marginalized populations
- Research
- Role of intimacy and mental health recovery
- Service members, veterans, and military families
- Social justice advocacy for individuals and families within marginalized groups
- Social work
- Student and consumer engagement and participation
- Use of social media to influence social change
- Victimization experience and reaction to trauma

# LOCATIONS



## West Chester Campus

Anderson Hall, 4<sup>th</sup> Floor  
West Chester, PA 19383

## Philadelphia Campus

701 Market Street  
Philadelphia, PA 19106



# Philadelphia Campus



**Evening Classes**

**5:50-8:35pm**

**Advanced Standing (36 credits)**

**Full-time**

1-year

**Part-time**

2-year

**Regular MSW Program (60 credits)**

**Part-time ONLY**

3-year and 4-year options

# West Chester Campus



Daytime and Evening Classes



**Advanced Standing (36 credits)**

**Full-time**

1-year

**Part-time**

2-year

**Regular MSW Program (60 credits)**

**Part-time & Full-time**

2-year, 3-year and 4-year options



**West Chester University MSW Program**  
**2 Year Plan (available at West Chester Campus only)**  
 Regular Standing (60 credits)

Year 1		Year 2	
Fall	Spring	Fall	Spring
<b>SWG 511</b> Dialectic of Oppression & Liberation	<b>SWG 560</b> Mental Health: A Recovery Approach	Elective	Elective
<b>SWG 554</b> Human Development Across the Lifespan	<b>SWG 555</b> Organizations and Communities	<b>SWG 542</b> Advanced Policy and Community Practice	<b>SWG 534</b> Advanced Research Methods: Program Evaluation
<b>SWG 541</b> Social Welfare Policies and Services	<b>SWG 533</b> Methods of Social Work Research	<b>SWG 562</b> Specialized SW Practice with Families	Elective
<b>SWG 501</b> Social Work Generalist Practice I	<b>SWG 502</b> Social Work Generalist Practice II	<b>SWG 561</b> Specialized SW Practice with Individuals	<b>SWG 563</b> Specialized Practice: Integrative Seminar
<b>SWG 596</b> Generalist Field Practicum I	<b>SWG 597</b> Generalist Field Practicum II	<b>SWG 598</b> Specialized Field Practicum I	<b>SWG 599</b> Specialized Field Practicum II

**Elective Options**

Students are required to take three elective courses, which are offered throughout the year and may be taken at either the Philadelphia or West Chester campus. You may also take graduate courses offered by other departments to count toward elective requirements. To enroll in a course outside of the MSW department, you must contact that department or the professor of the course you wish to take.

See separate elective lists for course offerings.

	Test-out Opportunity
	Must be taken with field practicum
	Field work completed at agency
	May be taken in the summer
	May be taken in any semester/session

# West Chester University MSW Program

## 3 Year Plan

Regular Standing (60 credits)

Year 1		Year 2		Year 3	
Fall	Spring	Fall	Spring	Fall	Spring
<b>SWG 511</b>  Dialectic of Oppression & Liberation	<b>SWG 560</b>  Mental Health: A Recovery Approach	Elective	Elective	<b>SWG 542</b>  Advanced Policy and Community Practice	<b>SWG 534</b>  Advanced Research Methods: Program Evaluation
<b>SWG 554</b>  Human Development Across the Lifespan	<b>SWG 555</b>  HSBE: Groups, Organizations, Communities	<b>SWG 501</b>  Social Work Generalist Practice I	<b>SWG 502</b>  Social Work Generalist Practice II	<b>SWG 562</b>  Advanced Social Work Practice with Families	Elective
<b>SWG 541</b>  Social Welfare Policies and Services	<b>SWG 533</b>  Methods of Social Work Research	<b>SWG 596</b>  Generalist Field Practicum I	<b>SWG 597</b>  Generalist Field Practicum II	<b>SWG 561</b>  Specialized SW Practice with Individuals	<b>SWG 563</b>  Specialized Practice: Integrative Seminar
				<b>SWG 598</b>  Specialized Field Practicum I	<b>SWG 599</b>  Specialized Field Practicum II

	Test-out opportunity
	Must be taken with field I
	Completed at agency
	May be taken in the summer
	May be taken in any semester

## Elective Options

Students are required to take three elective courses, which are offered throughout the year and may be taken at either the Philadelphia or West Chester campus. You may also take graduate courses offered by other departments to count toward elective requirements. To enroll in a course outside of the MSW department, you must contact that department or the professor of the course you wish to take.

See separate elective lists for course offerings.

**West Chester University MSW Program**  
**4 Year Plan - Alternating Field Years**

Regular Standing (60 credits)

Year 1		Year 2		Year 3		Year 4	
Fall	Spring	Fall	Spring	Fall	Spring	Fall	Spring
SWG 511 Dialectic of Oppression & Liberation	SWG 560 Mental Health: A Recovery Approach	SWG 541 Social Welfare Policies and Services	SWG 533 Methods of Social Work Research	SWG 542 Advanced Policy and Community Practice	SWG 534 Advanced Research methods: Program Evaluation	SWG 561 Specialized SW Practice with Individuals	SWG 563 Specialized Practice: Integrative Seminar
SWG 554 Human Development Across the Lifespan	SWG 555 HSBE: Groups, Organizations, Communities	SWG 501 Social Work Generalist Practice I	SWG 502 Social Work Generalist Practice II	SWG 562 Advanced Social Work Practice with Families	Elective	SWG 598 Specialized Field Practicum I	SWG 599 Specialized Field Practicum II
		SWG 596 Generalist Field Practicum I	SWG 597 Generalist Field Practicum II	Elective	Elective		

- Test-out opportunity
- Must be taken with field practicum
- Completed at agency
- May be taken in the summer
- May be taken in any semester/session

**Elective Options**

Students are required to take three elective courses, which are offered throughout the year and may be taken at either the Philadelphia or West Chester campus. You may also take graduate courses offered by other departments to count toward elective requirements. To enroll in a course outside of the MSW department, you must contact that department or the professor of the course you wish to take.

See separate elective lists for course offerings.

West Chester University MSW Program

**4 Year Plan - Field at End**

Regular Standing (60 credits)

Year 1		Year 2		Year 3		Year 4	
Fall	Spring	Fall	Spring	Fall	Spring	Fall	Spring
SWG 511 Dialectic of Oppression & Liberation	SWG 560 Mental Health: A Recovery Approach	SWG 541 Social Welfare Policies and Services	SWG 533 Methods of Social Work Research	SWG 542 Advanced Policy and Community Practice	Elective	SWG 562 Advanced Social Work Practice with Families	SWG 534 Advanced Research methods: Program Evaluation
SWG 554 Human Development Across the Lifespan	SWG 555 HSBE: Groups, Organizations, Communities	Elective	Elective	SWG 501 Social Work Generalist Practice I	SWG 502 Social Work Generalist Practice II	SWG 561 Specialized SW Practice with Individuals	SWG 563 Specialized Practice: Integrative Seminar
				SWG 596 Generalist Field Practicum I	SWG 597 Generalist Field Practicum II	SWG 598 Specialized Field Practicum I	SWG599 Specialized Field Practicum II

Test-out opportunity
  Must be taken with field practicum
  Completed at agency
  May be taken in the summer
  May be taken in any semester/session

**Elective Options**

Students are required to take three elective courses, which are offered throughout the year and may be taken at either the Philadelphia or West Chester campus. You may also take graduate courses offered by other departments to count toward elective requirements. To enroll in a course outside of the MSW department, you must contact that department or the professor of the course you wish to take.

See separate elective lists for course offerings.

**MSW PROGRAM COURSE PLAN**  
**PART-TIME ADVANCED STANDING (36 credits)**

Summer Before Year 1		Year 1			Year 2	
Summer Session 1	Summer Session 2	Fall	Spring	Summer Option	Fall	Spring
SWG 503  Integrative Bridge Course	SWG 560  Mental Health: A Recovery Approach	SWG 542  Advanced Policy and Community Practice	SWG 534  Advanced Research Methods: Program Evaluation	Elective	SWG 561  Specialized SW Practice with Individuals	SWG 563  Specialized Practice: Integrative Seminar
		SWG 562  Advanced Social Work Practice with Families	Elective	Elective	SWG 598  Specialized Field Practicum I	SWG 599  Specialized Field Practicum II

	Must be taken with field practicum
	Completed at agency
	May be taken in the summer
	May be taken in any semester/session



**MSW PROGRAM COURSE PLAN**  
**FULL-TIME ADVANCED STANDING (36 credits)**

Summer Before Year 1		Year 1	
Summer Session 1	Summer Session 2	Fall	Spring
SWG 503  Integrative Bridge Course	SWG 560  Mental Health: A Recovery Approach	SWG 542  Advanced Policy and Community Practice	SWG 534  Advanced Research Methods: Program Evaluation
		SWG 562  Advanced Social Work Practice with Families	Elective
		Elective	Elective
		SWG 561  Specialized SW Practice with Individuals	SWG 563  Specialized Practice: Integrative Seminar
		SWG 598  Specialized Field Practicum I	SWG 599  Specialized Field Practicum II

	Must be taken with field practicum
	Completed at agency
	May be taken in the summer
	May be taken in any semester/session

**Electives**

Students are required to take three elective courses, which are offered throughout the year and may be taken at either the Philadelphia or West Chester campus. You may also take graduate courses offered by other departments to count toward elective requirements. To enroll in a course outside of the MSW department, you must contact that department or the professor of the course you wish to take.

See separate elective lists for course offerings.



# West Chester Campus



Evening & Daytime Courses



**Full-time**  
1 year option

**Part-time**  
2 year option



**Advanced Standing**

**Full-time**  
2 year option



**Part-time**  
3 year option

**Regular Standing**

# Advanced Standing



**36 credit program**

**1-year/2-year options**



**CSWE Accredited**

**1 Year of Field Placement = 504 hours**

# Regular Standing



60 credit program

2-year/3-year/4-year options



CSWE Accredited

**2 Years of Field Placement = 952 hours**

# FIELD PRACTICUM



**952**  
hours

Total Field Practicum



**448**  
hours


Generalist Practicum  
*16+ hrs/week*



**504**  
hours

Specialized Practicum  
*18+ hrs/week*

# Field Sites



**Student  
Placement  
Sites**

# MSW Electives

Child Welfare



**Community-Based  
Prevention Services**



Green Social Work  
and Environmental  
Justice



Loss and Grief  
through a Life Cycle



**Motivational  
Interviewing**



Social Media and  
Social Movements



**Social Work in End  
of Life Care**



Social Work in  
Health Care



Social Work with  
Older Adults



Social Work with  
Veterans and Military  
Families



Substance Use  
Disorder



**The Human-Animal  
Dynamic**





# Some MSW Electives

Substance Use Disorders

Social Work with Older Adults; Social Work in End of Life Care

Child Welfare: A Resilience and Trauma-Informed Approach

Social Work w/ Veterans & Military Families

Human Rights Exploration – Study Abroad

Social Work in Health Care

Supervision and Leadership

Community-based Prevention Services

The Human-Animal Dynamic

Motivational Interviewing

Advanced Clinical Practice in Integrated Health

Family Violence

Radical Social Justice

Social Work with LGBTQ Individuals and Communities

Social Media and Movements


Theory and Practice of Self-Care

Green Social Work and Environmental Justice



# HRSA Grant Program

*Strengthening partnerships with integrated care centers  
in our community*

- **\$1.6 million grant**
  -  Social workers trained in integrated care
  - Expand behavior health services for medically underserved populations
- **\$300,000 supplemental grant**
  - Opioid use disorders

 **\$10,000 stipends for participating students**


<https://www.integration.samhsa.gov/about-us/what-is-integrated-care>

# Certificate Programs

- **Gerontology**
- Applied Mindfulness
- Healthcare Ethics
- Healthcare Management
- Nonprofit Administration
- Public Administration
- Specialization in Autism Spectrum Disorders
- Urban and Regional Planning

# Test-Out Opportunity

**SWG554**  
**Human Development  
across the Lifespan**



---

**SWG533**  
**Methods of Social  
Work Research**

# Student Involvement

**Graduate  
Assistantships/  
Research**

**Association of Black  
Social Workers (ABSW)**

**Phi Alpha Honor  
Society**

**Conferences/  
Presentations**

**Voices  
magazine**

**Workshops/  
Lectures/Trips**

**Graduate Student  
Association (GSA)**

# Application Requirements

---

- Online graduate application
- Personal statement
- **3 letters of recommendation**  
([GradAdmissions@wcupa.edu](mailto:GradAdmissions@wcupa.edu))
- Transcripts
- Resume
- Zoom Interview (video conference; 30 minutes)



# Application Deadlines

- Advanced Standing – January 6<sup>th</sup>



- 2-Year MSW Program – January 24<sup>th</sup>



- 3-Year and 4-Year Programs – March 1<sup>st</sup>

# Fee Waiver

West Chester University  
\$50 Graduate Application Fee Waiver

**GRADRAM**  
in the “for office use only”

Apply at:  
<https://applywcupa.force.com>