

Directions: Student Success Survey

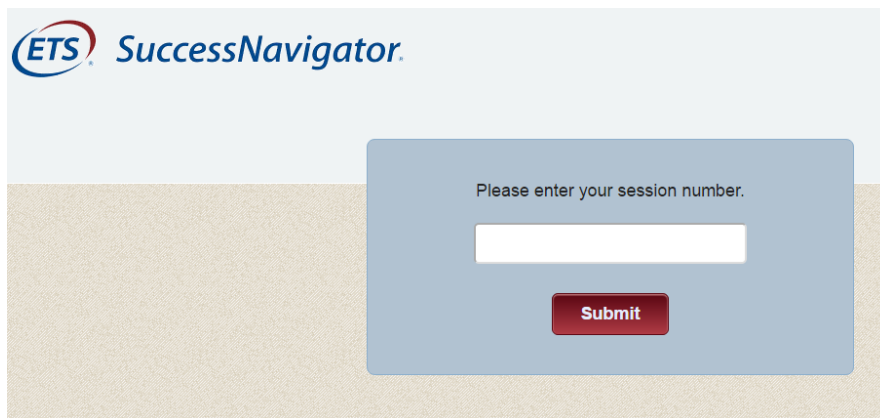
Saturday August 25th, 2018

All First-Year Students need to take the Student Success Survey during the designated time frame on their Part 2 Weekend Schedules.

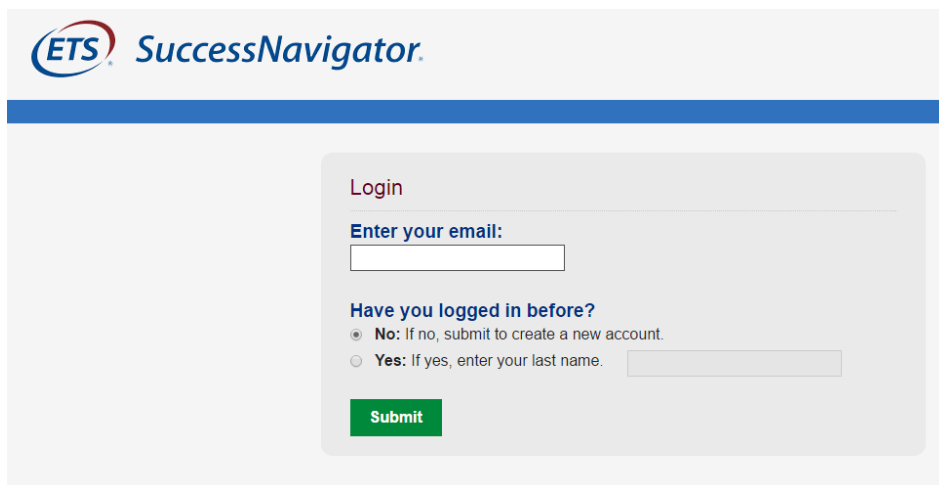
1. Go to: <http://successnavigator.ets.org/>

Confirm the above link and Below screen shots


2. Input session number: **207298-149700188**

The screenshot shows the SuccessNavigator logo at the top left. In the center, there is a light blue box with the text "Please enter your session number." above a white input field. Below the input field is a red "Submit" button. The background of the page is a light beige color.

3. Enter your WCU Email

The screenshot shows the SuccessNavigator logo at the top left. Below the logo is a blue horizontal bar. In the center, there is a light gray box with the text "Login" at the top. Below "Login" is the text "Enter your email:" followed by a white input field. Below the input field is the text "Have you logged in before?" followed by two radio button options: "No: If no, submit to create a new account." and "Yes: If yes, enter your last name." with a corresponding input field. At the bottom of the box is a green "Submit" button.

4. Input your WCU email, WCU ID Student ID (i.e., without initials just your 6 digits), and First Name/Last Name




Please complete the profile fields to continue. All fields are required.

Email Address <input type="text"/>	Student ID <input type="text"/>
First Name <input type="text"/>	Last Name <input type="text"/>

The contents of the SuccessNavigator assessment are confidential. Unauthorized reproduction in part or in whole is prohibited. Violators will be prosecuted to the full extent of applicable laws. I understand that by clicking the **Submit** button below, I will be given access to this confidential material only for the purpose of completing the assessment. I agree that I will not disclose to any person or entity, reproduce, or otherwise use assessment items, instructions or other material reviewed while completing the assessment.

Submit

5. Click on Start Test and complete the survey



Start a Test

Test	
SuccessNavigator Assessment	Start Test