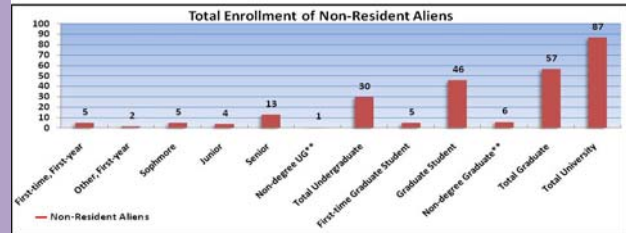
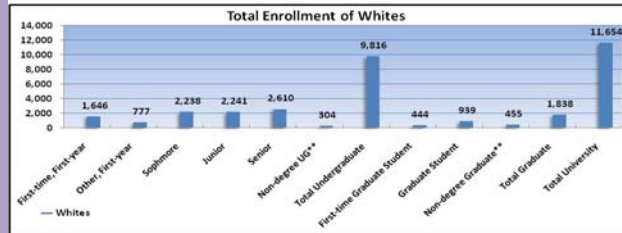
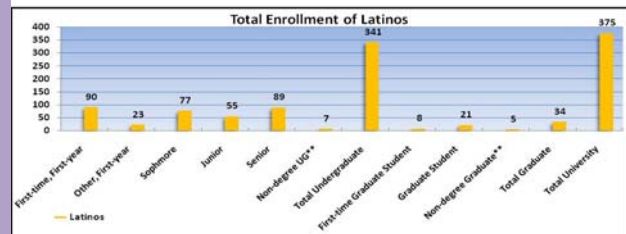
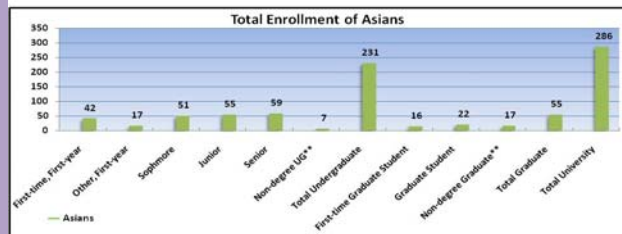
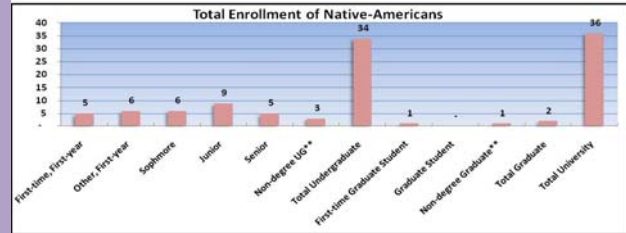
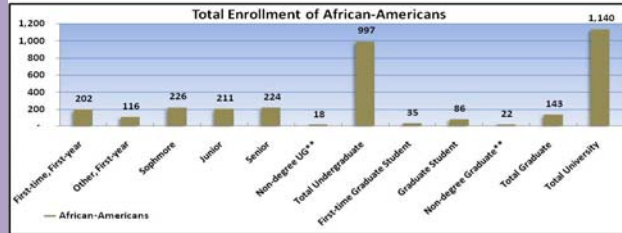
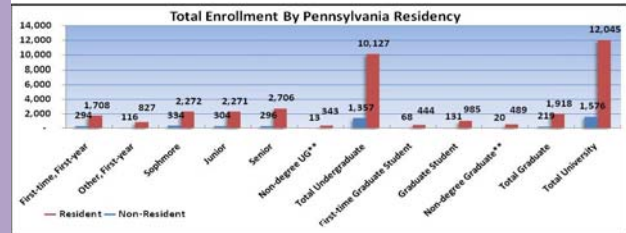
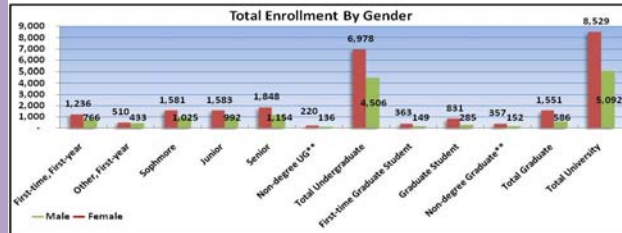
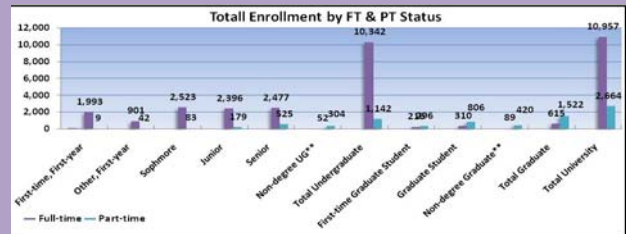
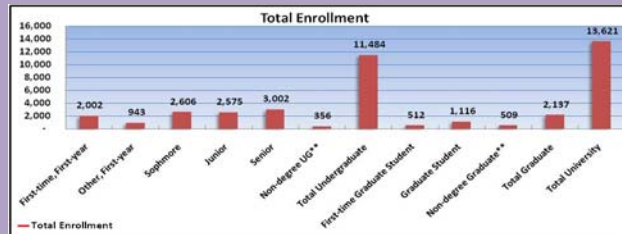


West Chester University's Total Enrollment Fall 2008



Student Level	N	Full-time	Part-time	Female	Male	African-American	Native-American	Asian	Latino	White	NRA	Unknown	Non-Resident PA	Resident
First-time, First-year	2,002	1,993	9	1,236	766	202	5	42	90	1,646	5	12	294	1,708
Other, First-year	943	901	42	510	433	116	6	17	23	777	2	2	116	827
Sophomore	2,606	2,523	83	1,581	1,025	226	6	51	77	2,238	5	3	334	2,272
Junior	2,575	2,396	179	1,583	992	211	9	55	55	2,241	4	-	304	2,271
Senior	3,002	2,477	525	1,848	1,154	224	5	59	89	2,610	13	2	296	2,706
Non-degree UG**	356	52	304	220	136	18	3	7	7	304	1	16	13	343
Total Undergraduate	11,484	10,342	1,142	6,978	4,506	997	34	231	341	9,816	30	35	1,357	10,127
First-time Graduate Student	512	216	296	363	149	35	1	16	8	444	5	3	68	444
Graduate Student	1,116	310	806	831	285	86	-	22	21	939	46	2	131	985
Non-degree Graduate**	509	89	420	357	152	22	1	17	5	455	6	3	20	489
Total Graduate	2,137	615	1,522	1,551	586	143	2	55	34	1,838	57	8	219	1,918
Total University	13,621	10,957	2,664	8,529	5,092	1,140	36	286	375	11,654	87	43	1,576	12,045



Percent Change of Total Enrollment from Fall 2007 to Fall 2008		
Acad Career	Student Level	Percent
Undergraduate	First-time, First-year	0.27%
	Other, First-year	0.43%
	Sophomore	0.28%
	Junior	0.04%
	Senior	1.97%
	Non-degree UG**	-0.28%
Graduate	Total Undergraduate	2.72%
	First-time Graduate	0.12%
	Graduate Student	0.42%
	Non-degree Graduate**	-0.34%
Total Graduate		0.20%
Total University		2.92%

Difference in Headcount of African-Americans & Latinos from Fall 2007 to Fall 2008			
Acad Career	Student Level	African-Americans	Latinos
		N	N
Undergraduate	First-time, First-year	11	28
	Other, First-year	10	-11
	Sophomore	1	22
	Junior	3	-15
	Senior	-11	17
	Non-degree UG**	-4	-2
Graduate	Total Undergraduate	10	39
	First-time Graduate	-16	-3
	Graduate Student	27	7
	Non-degree Graduate**	2	-1
Total Graduate		13	3
Total University		23	42

