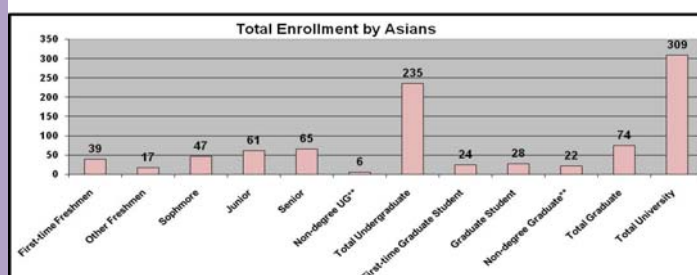
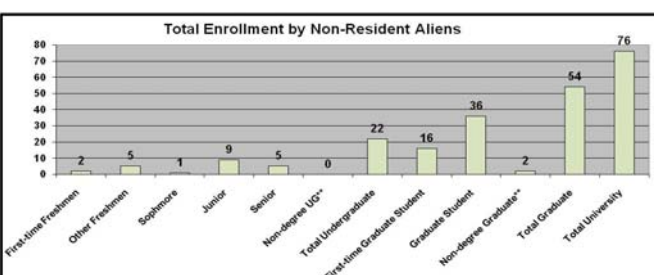
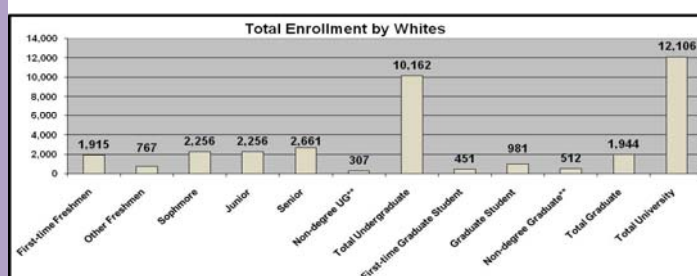
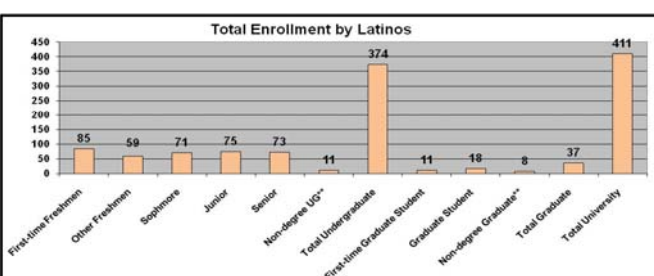
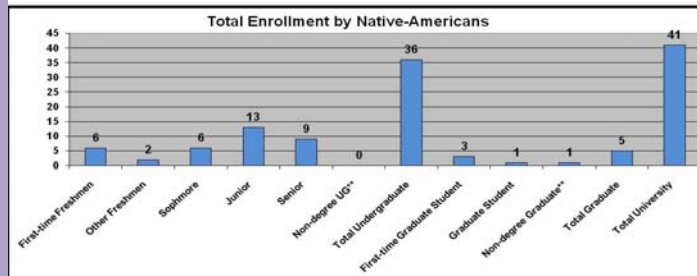
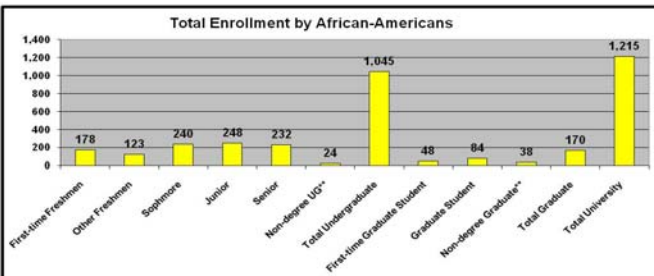
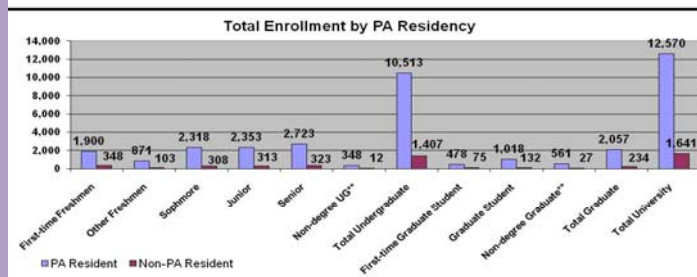
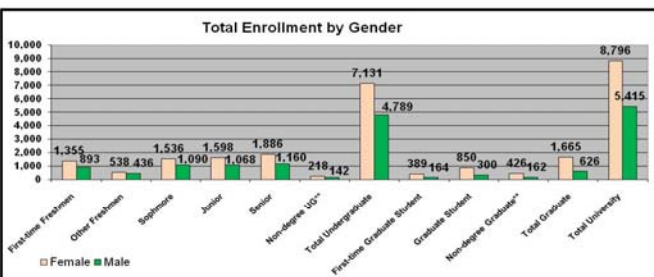
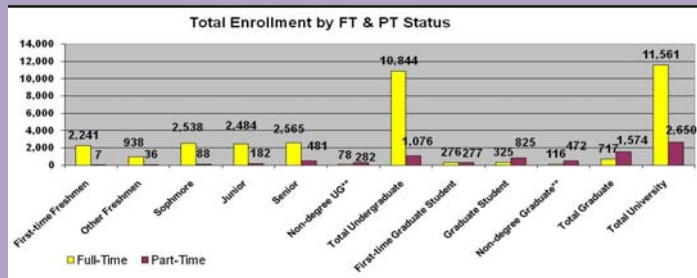
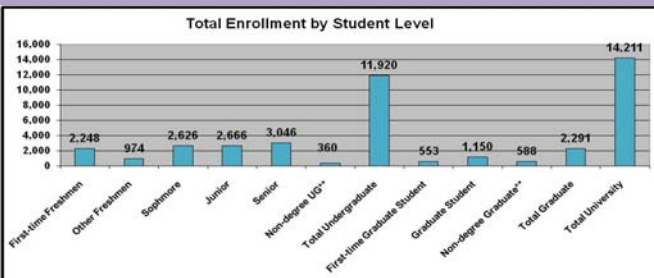


# West Chester University's Total Enrollment Fall 2009



Student Level	N	Full-time	Part-time	Female	Male	African-American	Native-American	Asian	Latino	White	NRA	Unknown	Non-Resident PA	Resident
First-time Freshmen	2,248	2,241	7	1,355	893	178	6	39	85	1,915	2	23	348	1,900
Other Freshmen	974	938	36	538	436	123	2	17	59	767	5	1	103	871
Sophomore	2,626	2,538	88	1,536	1,090	240	6	47	71	2,256	1	5	308	2,318
Junior	2,666	2,484	182	1,598	1,068	248	13	61	75	2,256	9	4	313	2,353
Senior	3,046	2,565	481	1,886	1,160	232	9	65	73	2,661	5	1	323	2,723
Non-degree UG**	360	78	282	218	142	24	-	6	11	307	-	12	12	348
<b>Total Undergraduate</b>	<b>11,920</b>	<b>10,844</b>	<b>1,076</b>	<b>7,131</b>	<b>4,789</b>	<b>1,045</b>	<b>36</b>	<b>235</b>	<b>374</b>	<b>10,162</b>	<b>22</b>	<b>46</b>	<b>1,407</b>	<b>10,513</b>
First-time Graduate Student	553	276	277	389	164	48	3	24	11	451	16	-	75	478
Graduate Student	1,150	325	825	850	300	84	1	28	18	981	36	2	132	1,018
Non-degree Graduate**	588	116	472	426	162	38	1	22	8	512	2	5	27	561
<b>Total Graduate</b>	<b>2,291</b>	<b>717</b>	<b>1,574</b>	<b>1,665</b>	<b>626</b>	<b>170</b>	<b>5</b>	<b>74</b>	<b>37</b>	<b>1,944</b>	<b>54</b>	<b>7</b>	<b>234</b>	<b>2,057</b>
<b>Total University</b>	<b>14,211</b>	<b>11,561</b>	<b>2,650</b>	<b>8,796</b>	<b>5,415</b>	<b>1,215</b>	<b>41</b>	<b>309</b>	<b>411</b>	<b>12,106</b>	<b>76</b>	<b>53</b>	<b>1,641</b>	<b>12,570</b>



Percent Change of Total Enrollment from Fall 2008 to Fall 2009		
Acad Career	Student Level	Percent
Undergraduate	First-time Freshmen	1.73%
	Other Freshmen	0.22%
	Sophomore	0.14%
	Junior	0.64%
	Senior	0.31%
	Non-degree UG**	0.03%
Graduate	Total Undergraduate	3.07%
	First-time Graduate Student	0.29%
	Graduate Student	0.24%
	Non-degree Graduate**	0.56%
Total Graduate		1.08%
Total University		4.15%

Difference in Headcount of African-Americans & Latinos from Fall 2008 to Fall 2009				
Acad Career	Student Level	African-Americans		Latinos
		N	%	N
Undergraduate	First-time Freshmen	-24	-1.98%	-5
	Other Freshmen	7	0.58%	36
	Sophomore	14	1.15%	-6
	Junior	37	3.05%	20
	Senior	8	0.66%	-16
	Non-degree UG**	6	0.49%	4
Graduate	Total Undergraduate	48	3.95%	33
	First-time Graduate	13	1.07%	3
	Graduate Student	-2	-0.16%	-3
	Non-degree Graduate**	16	1.32%	3
	Total Graduate	27	2.22%	3
Total University		75	6.17%	36

